



10/11/2023 Location:Janesville-WI Trial: CPT-100
 PLDATE: 4/28/2023 HDATE: 10/9/2023 Irrigation: NO

Hybrid	Yield	Moisture	TWT Mn	\$/Acre
NK0367-AA	280.8	20.0	56.3	1251.92
CP3852TRE/RIB	276.0	18.8	56.9	1248.29
DKC52-99RIB	275.7	19.4	56.8	1239.54
DKC48-34RIB	274.4	19.2	58.1	1236.99
CP3980VT2P/RIB	271.1	19.0	57.7	1224.95
B01Z88AM	277.4	20.9	55.5	1223.56
P9955AM	273.7	20.2	57.7	1218.76
DKC099-11RIB	267.0	19.3	57.0	1202.28
CP4444VT2P/RIB	264.3	18.8	57.0	1196.19
B01V22AM	272.7	21.4	54.3	1194.82
NK9771-DV	264.7	19.1	57.6	1194.51
B03H35AM	269.0	21.1	56.9	1184.18
CP3715SSPRO/RIB	258.7	18.1	58.2	1180.37
B98Z37AM	263.5	20.2	57.0	1172.72
NK0243-D	259.9	19.7	55.6	1163.92
DKC101-35RIB	256.2	18.8	56.8	1160.25
DKC49-24RIB	256.1	18.8	58.1	1159.03
B00M18Q	260.0	20.1	56.4	1157.94
NK0007-AA	258.8	19.9	57.4	1155.72
CP3724VT2P/RIB	254.1	19.4	57.3	1142.66
DKC103-47RIB	255.5	20.0	57.6	1140.01
CP3899VT2P/RIB	249.3	18.7	56.9	1129.01
B99A24AM	252.2	19.9	57.6	1126.27
CP4188SS/RIB	248.9	18.9	56.4	1125.44
CP4079VT2P/RIB	250.4	19.7	57.0	1121.26
CP4188VT2P/RIB	248.7	19.4	56.3	1117.64
NK9832-AA	247.3	19.9	59.0	1105.54
CP4265VT2P/RIB	246.5	19.7	56.8	1103.60
NK0295-AA	249.4	20.7	57.2	1102.47
P0075Q	243.1	20.2	58.1	1082.03
Mn	261.4	19.6	57.1	1171.55
LSD(.10)	12.9	0.9	0.9	58.07
#Reps	3	3	3	3
CVErr	3.631	3.250	1.144	3.648

\$/Acre Assumptions = \$4.70/Bushel Selling Price and \$0.05/Point of Moisture over 15.5%.



Learn more about our brands at
winfieldunited.com

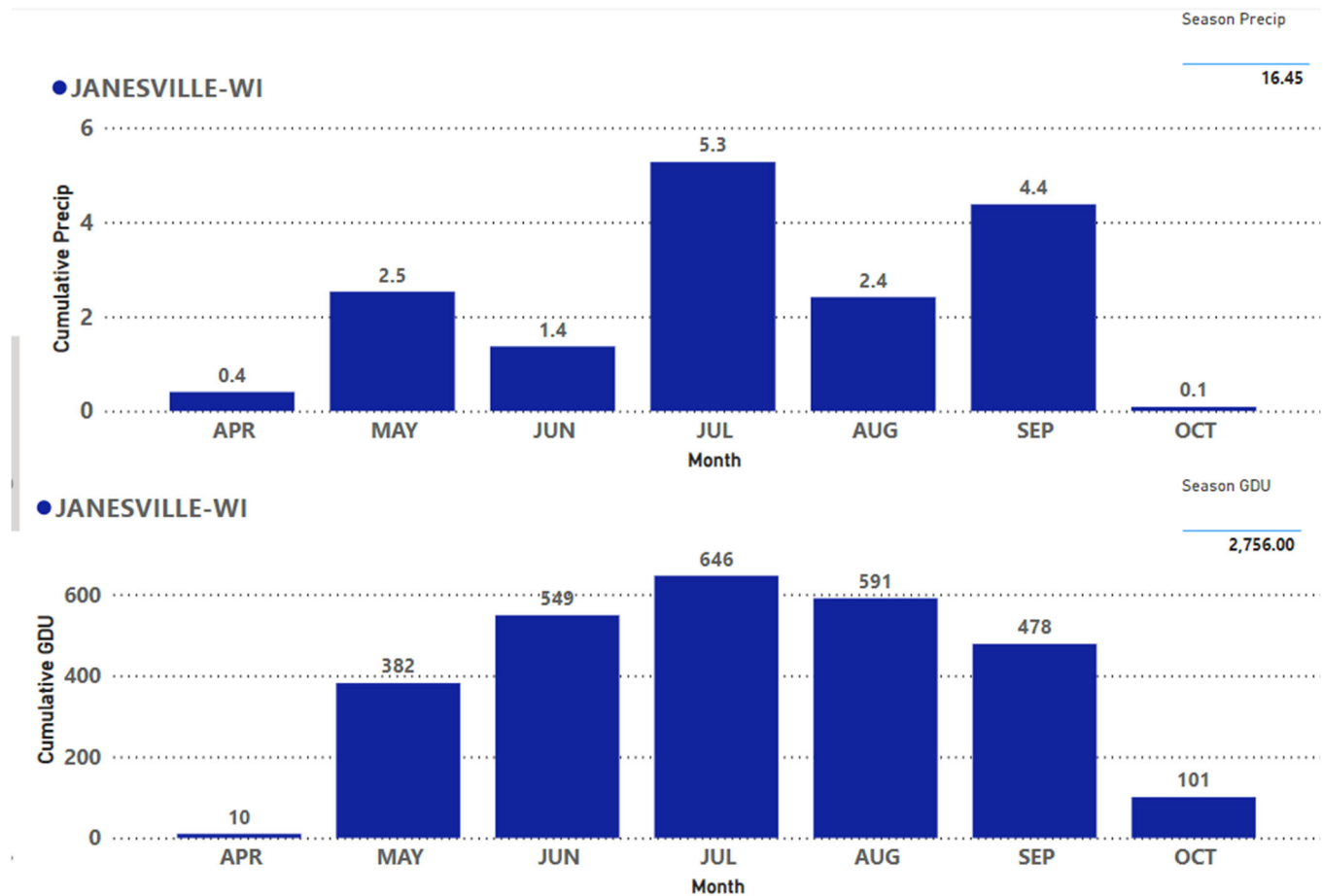
Results are generated from field observations and may change as additional data is gathered. Crop results are dependent on the impact of many factors beyond the control of WinField United including without limitation, reduced performance due to weather, soil variations and may even reflect differences in agronomic practices.

© 2023 WinField United. Answer Plot®, CROPLAN® and WinField® are trademarks of WinField United.



CORN

Annual Precipitation and GDU's



Learn more about our brands at
winfieldunited.com

Results are generated from field observations and may change as additional data is gathered. Crop results are dependent on the impact of many factors beyond the control of WinField United including without limitation, reduced performance due to weather, soil variations and may even reflect differences in agronomic practices.

© 2023 WinField United. Answer Plot®, CROPLAN® and WinField® are trademarks of WinField United.



10/11/2023 Location:Janesville-WI Trial: CPT-105
 PLDATE: 4/28/2023 HDATE: 10/9/2023 Irrigation: NO

Hybrid	Yield	Moisture	TWT Mn	\$/Acre
B04R11Q	306.2	23.7	54.1	1300.15
CP4757VT2P/RIB	296.4	22.3	55.8	1283.53
DKC103-07RIB	294.6	22.0	55.9	1280.18
CP4676SS/RIB	291.7	22.3	53.3	1264.45
DKC105-35RIB	288.3	21.6	54.4	1259.87
CP4652SSPRO/RIB	291.4	22.6	53.2	1256.38
CP4516TRE/RIB	287.1	21.9	53.8	1250.00
DKC57-23RIB	295.9	24.2	51.7	1248.18
B08R32AM	298.6	24.9	51.9	1245.46
P0339Q	290.2	23.2	54.5	1241.49
B05K32AM	280.2	22.3	54.4	1213.53
DKC57-45RIB	279.3	22.3	53.4	1209.65
DKC56-26RIB	282.0	23.1	53.0	1207.49
B07H01AM	292.3	25.6	53.5	1205.51
B05C33Q	272.0	21.7	55.6	1188.28
NK0367-AA	271.8	21.6	54.2	1187.64
P0404Q	271.2	22.3	54.5	1175.29
B06V25AM	270.3	22.9	54.6	1162.42
P0688AM	269.0	22.5	54.8	1162.30
B06Y18Q	271.4	23.5	53.1	1156.34
NK0922-V	277.6	25.1	51.5	1154.86
NK0748-D	274.4	25.0	52.2	1143.73
DKC59-82RIB	266.8	23.3	52.7	1140.52
NK0877-V	268.2	24.1	50.7	1131.95
CP4444VT2P/RIB	249.2	19.8	56.3	1115.48

Mn	284.3	22.9	53.7	1219.13
LSD(.10)	16.5	1.5	1.0	83.25
#Reps	2	2	2	2
CVErr	3.449	3.951	1.126	4.051

\$/Acre Assumptions = \$4.70/Bushel Selling Price and \$0.05/Point of Moisture over 15.5%.



Learn more about our brands at winfieldunited.com

Results are generated from field observations and may change as additional data is gathered. Crop results are dependent on the impact of many factors beyond the control of WinField United including without limitation, reduced performance due to weather, soil variations and may even reflect differences in agronomic practices.

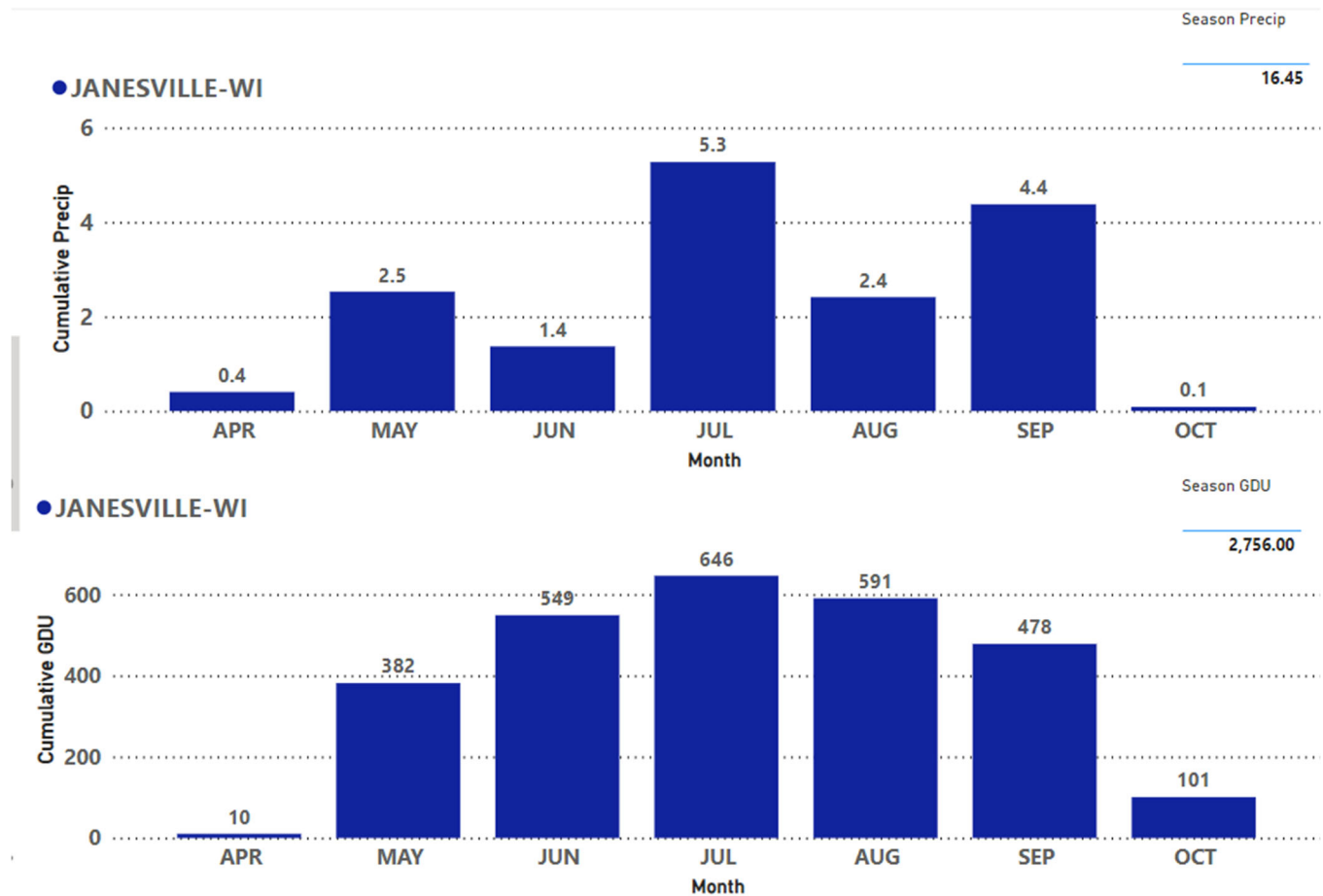
© 2023 WinField United. Answer Plot®, CROPLAN® and WinField® are trademarks of WinField United.



CORN

Answer Plot[®]
By WINFIELD
UNITED
YIELD REPORT 2023

Annual Precipitation and GDU's



**WINFIELD
UNITED**

CROPLAN[®]

Learn more about our brands at
winfieldunited.com

Results are generated from field observations and may change as additional data is gathered. Crop results are dependent on the impact of many factors beyond the control of WinField United including without limitation, reduced performance due to weather, soil variations and may even reflect differences in agronomic practices.

© 2023 WinField United. Answer Plot[®], CROPLAN[®] and WinField[®] are trademarks of WinField United.



10/11/2023 Location:Janesville-WI Trial: CPT-110
 PLDATE: 4/28/2023 HDATE: 10/9/2023 Irrigation: NO

Hybrid	Yield	Moisture	TWT Mn	\$/Acre
DKC110-41RIB	306.0	25.0	52.4	1274.58
DKC111-35RIB	304.8	24.9	53.9	1270.69
B11C37AM	300.3	24.1	54.1	1265.12
P0953AM	292.3	22.8	53.2	1256.86
B10H24AM	296.6	24.0	53.8	1254.79
CP5208VT2P/RIB	299.1	25.0	52.1	1245.78
B10Y21Q	298.5	25.1	53.4	1241.60
CP5244VT2P/RIB	296.0	24.8	51.6	1237.13
DKC108-64RIB	291.5	23.9	52.8	1233.29
CP5115SS/RIB	297.8	25.6	52.7	1227.88
DKC113-83RIB	293.5	24.8	52.6	1225.60
NK1188-D	293.7	24.9	52.4	1225.17
CP4930DGV2P/RIB	283.2	23.0	53.4	1214.22
CP5073VT2P/RIB	287.6	24.8	52.5	1201.19
CP5115VT2P/RIB	289.5	25.5	53.6	1196.49
DKC62-70RIB	281.6	24.1	54.5	1189.10
CP5073SS/RIB	279.6	23.7	51.7	1186.66
NK1333-AA	280.7	24.6	51.7	1176.26
B10A20AM	285.5	26.0	52.3	1171.42
P0924Q	274.9	23.4	54.9	1169.92
DKC62-89RIB	274.6	23.8	52.7	1164.24
B12C01Q	276.9	25.3	53.4	1148.70
CP4880SS/RIB	267.2	23.3	53.8	1141.47
NK1040-AA	278.4	26.0	51.7	1140.92
NK0922-V	268.3	24.7	51.7	1122.87
CP5210SS/RIB	274.0	27.9	51.7	1088.35

Mn	288.8	24.9	52.7	1203.79
LSD(.10)	14.6	1.4	1.1	64.33
#Reps	3	3	3	3
CVErr	3.729	4.169	1.504	3.932

\$/Acre Assumptions = \$4.70/Bushel Selling Price and \$0.05/Point of Moisture over 15.5%.



Learn more about our brands at winfieldunited.com

Results are generated from field observations and may change as additional data is gathered. Crop results are dependent on the impact of many factors beyond the control of WinField United including without limitation, reduced performance due to weather, soil variations and may even reflect differences in agronomic practices.

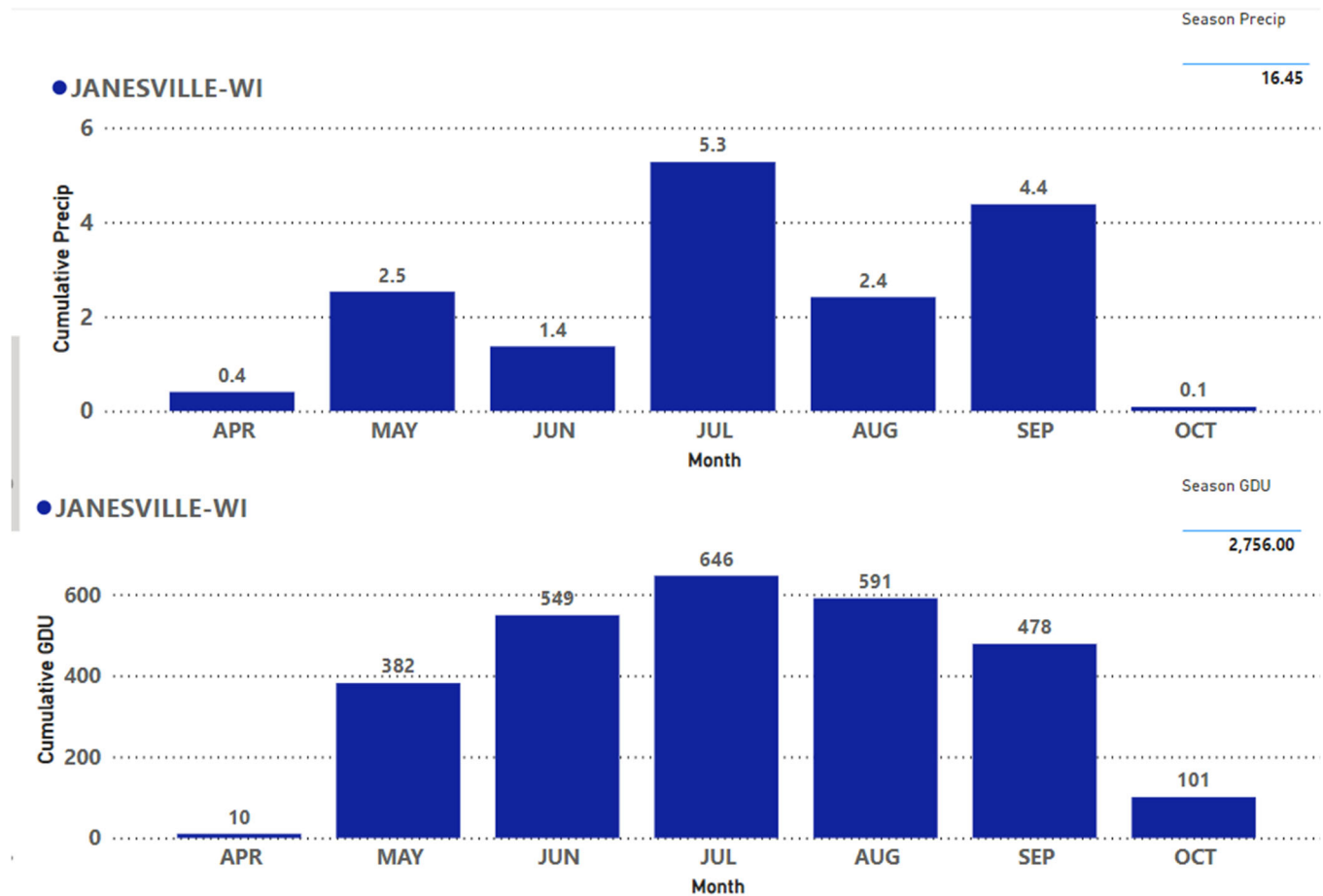
© 2023 WinField United. Answer Plot®, CROPLAN® and WinField® are trademarks of WinField United.



CORN

Answer Plot[®]
By WINFIELD
UNITED
YIELD REPORT 2023

Annual Precipitation and GDU's



**WINFIELD
UNITED**

CROPLAN[®]

Learn more about our brands at
winfieldunited.com

Results are generated from field observations and may change as additional data is gathered. Crop results are dependent on the impact of many factors beyond the control of WinField United including without limitation, reduced performance due to weather, soil variations and may even reflect differences in agronomic practices.

© 2023 WinField United. Answer Plot[®], CROPLAN[®] and WinField[®] are trademarks of WinField United.



CORN SILAGE

Answer Plot[®] By WINFIELD UNITED YIELD REPORT 2023

10/23/2023

Location: Janesville-WI

Trial: S-115

PLDATE: 4/28/2023

HDATE: 9/1/2023

Irrigation:

NO

Hybrid	RM	Yield30% DM		Moisture	Milk/acre	Milk/ton	NDFD	NDF	STARCH	CP	IVD	TDN
		Tons/acre										
CP5760TRE/RIB	117	35.8	67.6	38581	3590	51.6	37.7	35.3	6.4	80.6	74.6	
NK1480-DV		35.3	65.9	37929	3578	52.3	36.9	36.4	6.5	80.7	74.1	
CP5700SVT2P/RIB	117	34.8	68.6	37322	3571	52.4	38.3	34.1	6.7	80.0	74.8	
P1718VYHR	117	34.6	66.8	37382	3612	52.9	37.5	35.4	6.8	80.2	74.7	
CP5370VT2P/RIB	113	34.5	65.0	36490	3526	52.8	37.0	35.7	7.0	80.5	73.6	
B16T87SX	116	34.3	69.7	35783	3474	51.6	38.9	32.7	6.7	80.0	73.7	
DKC67-66	117	33.6	68.5	35757	3540	52.1	38.4	33.7	6.7	80.0	74.4	
NK1402-DV		33.6	67.0	36492	3631	51.9	37.4	35.8	6.8	80.6	74.5	
P1563AM	115	32.8	65.4	34733	3526	52.4	37.0	36.4	6.7	80.6	73.3	
CP5717VT2P/RIB	117	32.7	65.4	34559	3526	52.1	37.3	35.5	6.9	80.6	73.5	
CP5588DGV2P/RIB	115	32.5	66.4	34993	3589	51.9	37.3	35.8	6.8	80.7	74.1	
B16Z26Q	116	32.4	68.6	34955	3585	52.8	38.3	34.0	6.8	79.8	74.9	
B17Z18AM	117	32.1	67.1	34709	3597	52.9	37.7	35.3	6.5	80.1	74.7	
DKC64-34RIB	114	32.0	64.6	34121	3554	53.0	36.7	36.8	6.7	80.7	73.5	
DKC64-44RIB	114	31.9	66.6	34198	3581	52.4	37.7	35.1	6.9	80.3	74.3	
DKC63-57	113	30.5	65.6	32808	3587	53.2	37.0	36.3	7.0	80.4	74.2	
P1366Q	113	30.5	67.8	33135	3622	53.0	38.0	34.7	7.0	79.9	74.9	
B14R22Q	114	30.3	64.8	32513	3572	53.1	36.6	37.1	6.9	80.6	73.7	
NK1701-V_LowPop*	117	28.7	67.2	31257	3635	52.4	37.5	35.5	7.0	80.4	74.7	
Mn		32.7	66.8	35103	3578	52.5	37.5	35.3	6.8	80.3	74.3	
LSD(.10)		2.2	2.2	2502	36	0.7	1.1	2.0	0.3	0.5	0.9	
#Reps		2	2	2	2	2	2	2	2	2	2	
CVErr		3.974	1.958	4.200	0.597	0.770	1.730	3.388	2.478	0.369	0.689	

* Low populations planted at 30,000 plants per acre



Learn more about our brands at
winfieldunited.com

Results are generated from field observations and may change as additional data is gathered. Crop results are dependent on the impact of many factors beyond the control of WinField United including without limitation, reduced performance due to weather, soil variations and may even reflect differences in agronomic practices.

© 2023 WinField United. Answer Plot[®], CROPLAN[®] and WinField[®] are trademarks of WinField United.



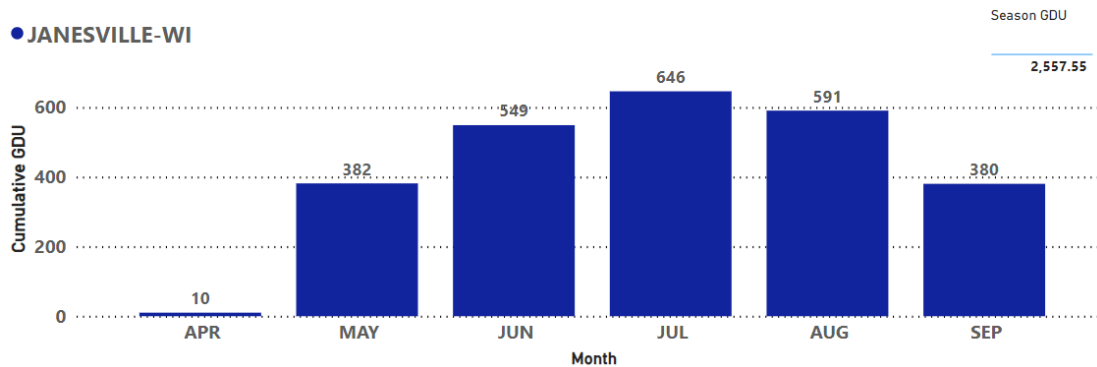
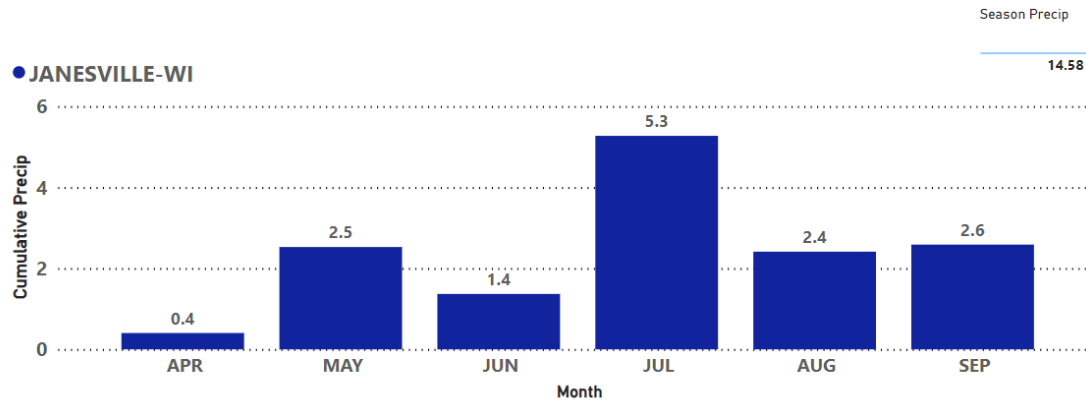
CORN SILAGE

Answer Plot®

By **WINFIELD UNITED**

YIELD REPORT 2023

Annual Precipitation and GDU's



WINFIELD UNITED

CROPLAN

Learn more about our brands at winfieldunited.com

Results are generated from field observations and may change as additional data is gathered. Crop results are dependent on the impact of many factors beyond the control of WinField United including without limitation, reduced performance due to weather, soil variations and may even reflect differences in agronomic practices.

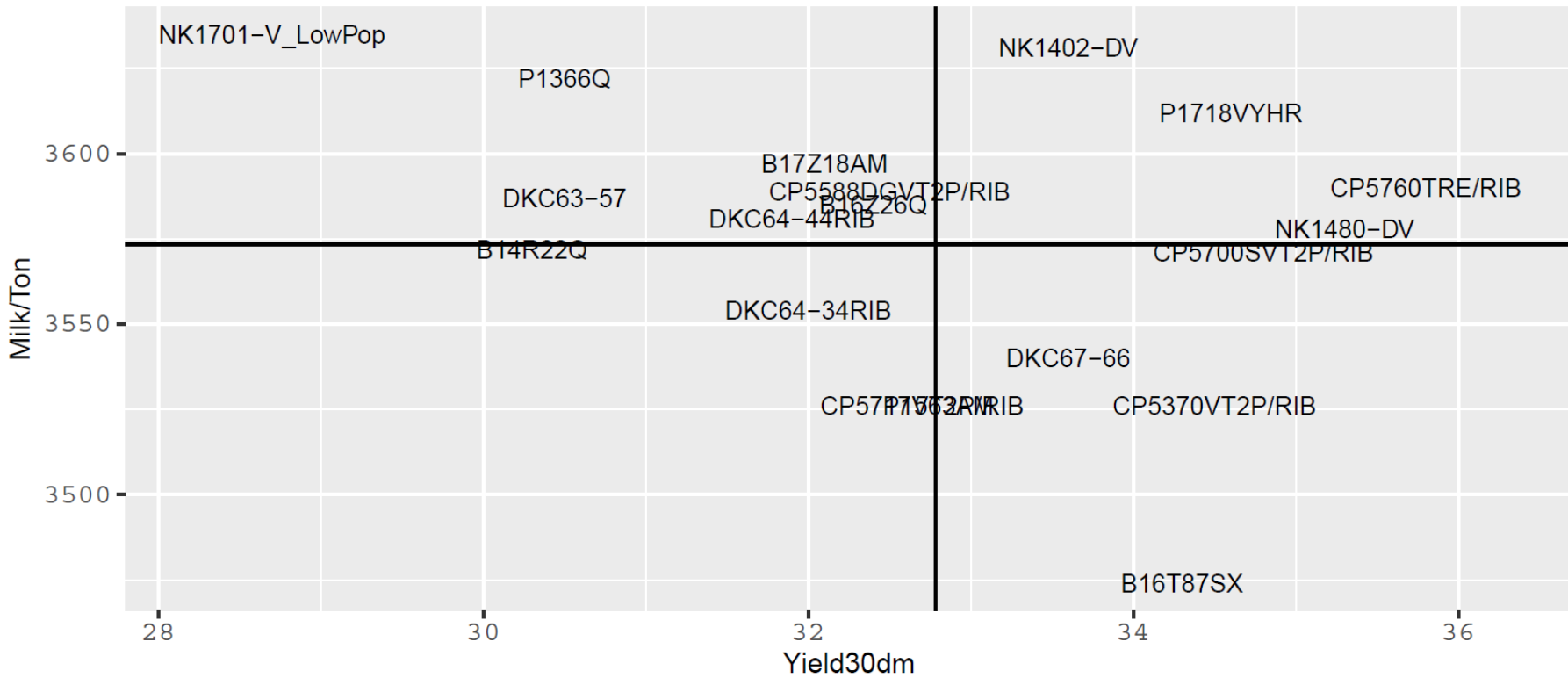
© 2023 WinField United. Answer Plot®, CROPLAN® and WinField® are trademarks of WinField United.

CORN SILAGE

Answer Plot[®]
By WINFIELD UNITED

YIELD REPORT 2023

Relationship Between Yield and Milk/Ton in the S-115 Trial 37,500 ppa at Janesville, Wisconsin



Learn more about our brands at winfieldunited.com

Results are generated from field observations and may change as additional data is gathered. Crop results are dependent on the impact of many factors beyond the control of WinField United including without limitation, reduced performance due to weather, soil variations and may even reflect differences in agronomic practices.

© 2023 WinField United. Answer Plot[®], CROPLAN[®] and WinField[®] are trademarks of WinField United.



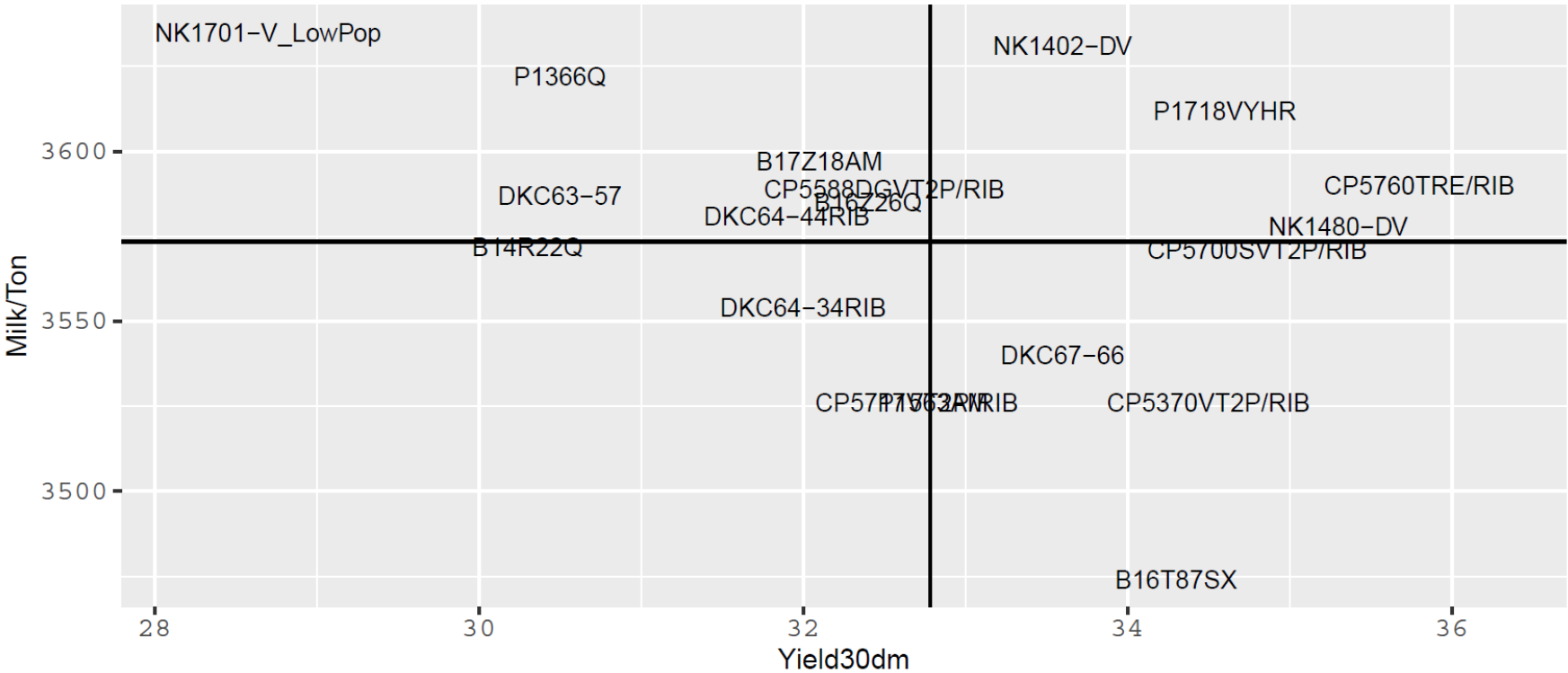
CORN SILAGE

Answer Plot®

By WINFIELD UNITED

YIELD REPORT 2023

Relationship Between Yield and Milk/Ton in the S-115 Trial 37,500 ppa at Janesville, Wisconsin



Learn more about our brands at winfieldunited.com

Results are generated from field observations and may change as additional data is gathered. Crop results are dependent on the impact of many factors beyond the control of WinField United including without limitation, reduced performance due to weather, soil variations and may even reflect differences in agronomic practices.

© 2023 WinField United. Answer Plot®, CROPLAN® and WinField® are trademarks of WinField United.

SOYBEANS

Answer Plot[®]

By WINFIELD UNITED

YIELD REPORT 2023

10/10/2023 Location: Janesville-WI Trial: SPT-20
 PLDATE: 5/22/2023 HDATE: 10/9/2023 Irrigation: NO

Variety	BU/ACRE Mn	Moisture	TWT	\$/Acre
CP1840XF	84.2	13.0	59.1	1094.89
AG18XF1	82.7	13.0	58.2	1075.21
P19A66E	82.3	12.8	57.7	1070.08
B213EE	80.3	13.2	59.3	1043.33
CP2054XF	80.0	12.8	60.5	1040.36
P21A53E	79.1	12.4	58.9	1028.25
XO2282E	79.1	13.0	57.7	1027.80
CP2030E	79.0	12.9	58.6	1027.31
NK22-C4E3	78.1	12.6	58.4	1014.80
AG19XF3	77.8	12.8	58.2	1011.71
NK21-C2E3	76.3	12.7	58.4	992.17
CP1923E	75.6	13.0	60.0	982.34
AG21XF2	75.6	12.8	58.7	982.48
CP1930E	75.5	13.1	59.2	980.88
B202EE	75.3	13.2	59.2	979.18
XO2181E	74.0	12.6	58.8	962.22
CP2122E	72.2	12.6	58.3	938.11
NK19-T8E3S	72.0	13.1	62.4	935.83
P18A73E	71.9	12.3	58.1	934.50
B243EE	71.5	12.7	58.9	929.32
CP1742XF	70.7	13.1	59.9	918.88
AG20XF4	69.7	12.6	58.4	905.58
XO2323E	65.4	13.1	58.9	849.98
Mn	76.4	12.9	58.8	992.65
CVErr	4.034	1.376	1.760	4.036
LSD(.10)	5.2	0.3	1.8	68.08
#Reps	2	2	2	2

\$/Acre Assumptions = \$13.00/Bushel Selling Price



Learn more about our brands at
winfieldunited.com

Results are generated from field observations and may change as additional data is gathered. Crop results are dependent on the impact of many factors beyond the control of WinField United including without limitation, reduced performance due to weather, soil variations and may even reflect differences in agronomic practices.

© 2023 WinField United. Answer Plot[®], CROPLAN[®] and WinField[®] are trademarks of WinField United.

SOYBEANS

Answer Plot[®] By WINFIELD UNITED YIELD REPORT 2023

10/10/2023 Location: Janesville-WI Trial: SPT-24
PLDATE: 5/22/2023 HDATE: 10/9/2023 Irrigation: NO

Variety	BU/ACRE Mn	Moisture	TWT	\$/Acre
P23A40E	97.2	12.7	60.0	1263.93
AG24XF3	94.1	13.4	62.4	1223.41
XO2323E	87.3	12.4	58.3	1135.54
CP2520E	86.4	13.3	57.5	1123.84
B263EE	86.4	12.8	57.7	1123.72
B252EE	86.2	12.4	57.1	1064.55
B243EE	85.9	12.9	59.1	1117.16
P25A04X	85.5	12.8	55.5	1111.29
CP2540XF	84.6	12.5	58.4	1099.66
XO2444E	83.3	12.6	58.6	1082.97
NK24-A2E3S	81.4	12.6	57.8	1058.77
P23A15X	81.0	12.4	56.8	1053.09
CP2340XF	80.8	12.7	58.0	1049.93
NK25-C9XF	80.7	12.9	56.8	1018.92
AG26XF3	80.6	12.8	57.6	1047.90
CP2322E	80.1	12.5	57.8	1041.51
XO2613E	78.5	13.0	57.6	1020.30
NK26-M6E3	78.1	13.0	58.5	1014.83
CP2220E	77.2	13.2	57.8	1003.65
AG25XF3	76.8	13.3	59.1	998.04
Mn	83.5	12.8	57.9	1082.66
CVErr	5.982	3.711	4.113	6.203
LSD(.10)	8.5	0.8	4.0	113.97
#Reps	2	2	2	2

\$/Acre Assumptions = \$13.00/Bushel Selling Price



Learn more about our brands at
winfieldunited.com

Results are generated from field observations and may change as additional data is gathered. Crop results are dependent on the impact of many factors beyond the control of WinField United including without limitation, reduced performance due to weather, soil variations and may even reflect differences in agronomic practices.

© 2023 WinField United. Answer Plot[®], CROPLAN[®] and WinField[®] are trademarks of WinField United.

SOYBEANS

Answer Plot[®] By WINFIELD UNITED YIELD REPORT 2023

10/10/2023 Location: Janesville-WI Trial: SPT-28
PLDATE: 5/22/2023 HDATE: 10/9/2023 Irrigation: NO

Variety	BU/ACRE Mn	Moisture	TWT	\$/Acre
AG27XF3	87.3	14.9	54.1	1135.00
XO2832E	85.7	13.6	56.3	1113.99
B272EE	84.2	12.7	56.7	1095.11
CP2822E	84.1	13.0	58.0	1093.09
CP2920E	83.0	13.3	58.0	1041.88
P28A65E	82.3	14.4	56.3	1070.46
CP2840XF	81.6	13.2	56.6	1060.73
NK28-B9E3S	78.9	13.2	57.3	1025.24
AG28XF3	78.6	13.0	58.3	1022.13
XO2963E	78.4	13.5	57.8	1019.25
P26T57E	78.2	13.1	57.9	1016.08
AG29XF4	76.5	13.4	48.3	994.71
XO3014E	76.5	13.9	55.6	995.04
B283EE	76.2	13.2	57.5	990.70
NK28-P6XF	76.0	12.9	55.9	987.83
P29A19E	75.6	14.7	56.7	983.18
AG30XF4	75.1	13.9	56.1	976.00
B263EE	74.8	13.9	56.1	972.63
CP2743XF	74.1	12.9	56.9	963.04
NK30-U4XF	72.4	15.2	52.5	941.66
Mn	79.1	13.4	56.3	1027.11
CVErr	7.422	5.345	4.066	7.496
LSD(.10)	10.0	1.2	3.9	130.67
#Reps	2	2	2	2

\$/Acre Assumptions = \$13.00/Bushel Selling Price



Learn more about our brands at
winfieldunited.com

Results are generated from field observations and may change as additional data is gathered. Crop results are dependent on the impact of many factors beyond the control of WinField United including without limitation, reduced performance due to weather, soil variations and may even reflect differences in agronomic practices.

© 2023 WinField United. Answer Plot[®], CROPLAN[®] and WinField[®] are trademarks of WinField United.